



**AAU**



MONTFORT del ROSARIO  
SCHOOL OF  
ARCHITECTURE and DESIGN

.....*Your name*.....

...*ID*..

# **PORTFOLIO**

ARXXXX (Course) (1/2023)



**AAU**



MONTFORT del ROSARIO  
SCHOOL OF  
ARCHITECTURE and DESIGN

ARxxxx Xxxxxx Xxxxx (1/2023)

Your name .....  
ID.

Project I: (Project title)

Put the best image that represent your project

# Project I: (Project title)

Project Description .....  
.....  
.....  
.....  
.....  
.....  
.....  
.....



**AAU**



MONTFORT del ROSARIO  
SCHOOL OF  
ARCHITECTURE and DESIGN

ARxxxx Xxxxxx Xxxxx (1/2023)

Your name .....  
ID.

Project I: (Project title)

## Design Process

Remove all grey frames and put your design process / diagrams / sketh here!!

The layout can be modified.



AAU



MONTFORT del ROSARIO  
SCHOOL OF  
ARCHITECTURE and DESIGN

ARxxxx Xxxxxx Xxxxx (1/2023)






Your name .....  
ID.

Project I: (Project title)

## Design Development

Remove all grey frames and put your design design development here!!

The layout can be modified.





**AAU**



MONTFORT del ROSARIO  
SCHOOL OF  
ARCHITECTURE and DESIGN

ARxxxx Xxxxxx Xxxxx (1/2023)

Your name .....  
ID.





Project I: (Project title)

# Final Design

Remove all grey frames and put photo of your physical model here.

The layout can be modified.

[More photo](#)





**AAU**



MONTFORT del ROSARIO  
SCHOOL OF  
ARCHITECTURE and DESIGN

ARxxxx Xxxxxx Xxxxx (1/2023)

Your name .....  
ID.

Project I: (Project title)

# Final Design

Layout

Plan

Elevations

Perspective drawings

Section

Section



**AAU**



MONTFORT del ROSARIO  
SCHOOL OF  
ARCHITECTURE and DESIGN

ARxxxx Xxxxxx Xxxxx (1/2023)

Your name .....  
ID.

Project II: (Project title)

Put the best image that represent your project

# Project II: (Project title)

Project Description .....  
.....  
.....  
.....  
.....  
.....  
.....  
.....



**AAU**



MONTFORT del ROSARIO  
SCHOOL OF  
ARCHITECTURE and DESIGN

ARxxxx Xxxxxx Xxxxx (1/2023)

Your name .....  
ID.

Project II: (Project title)

## Design Process

Remove all grey frames and put your design process / diagrams / sketh here!!

The layout can be modified.





**AAU**



MONTFORT del ROSARIO  
SCHOOL OF  
ARCHITECTURE and DESIGN

ARxxxx Xxxxxx Xxxxx (1/2023)






Your name .....  
ID.

Project II: (Project title)

## Design Development

Remove all grey frames and put your design design development here!!

The layout can be modified.





**AAU**



MONTFORT del ROSARIO  
SCHOOL OF  
ARCHITECTURE and DESIGN

ARxxxx Xxxxxx Xxxxx (1/2023)

Your name .....  
ID.





Project II: (Project title)

# Final Design

Remove all grey frames and put photo of your physical model here.

The layout can be modified.

[More photo](#)





**AAU**



MONTFORT del ROSARIO  
SCHOOL OF  
ARCHITECTURE and DESIGN

ARxxxx Xxxxxx Xxxxx (1/2023)

Your name .....  
ID.

Project II: (Project title)

# Final Design

Layout

Plan

Elevations

Perspective drawings

Section

Section



**AAU**

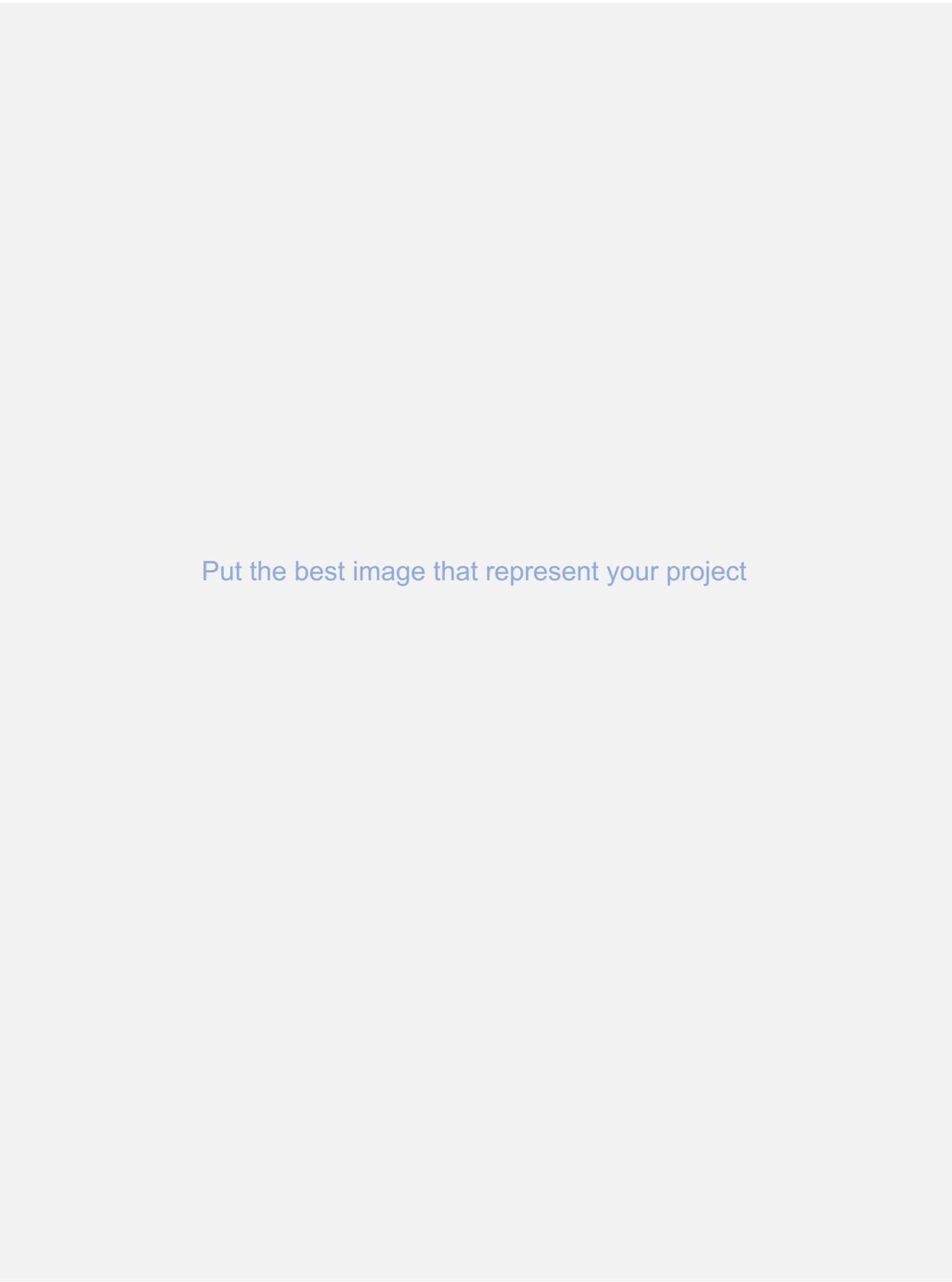


MONTFORT del ROSARIO  
SCHOOL OF  
ARCHITECTURE and DESIGN

ARxxxx Xxxxxx Xxxxx (1/2023)

Your name .....  
ID.

Project III: (Project title)



Put the best image that represent your project

# Project III: (Project title)

Project Description .....  
.....  
.....  
.....  
.....  
.....  
.....  
.....



**AAU**



MONTFORT del ROSARIO  
SCHOOL OF  
ARCHITECTURE and DESIGN

ARxxxx Xxxxxx Xxxxx (1/2023)

Your name .....  
ID.

Project III: (Project title)

## Design Process

Remove all grey frames and put your design process / diagrams / sketh here!!

The layout can be modified.



**AAU**



MONTFORT del ROSARIO  
SCHOOL OF  
ARCHITECTURE and DESIGN

ARxxxx Xxxxxx Xxxxx (1/2023)






Your name .....  
ID.

Project III: (Project title)

## Design Development

Remove all grey frames and put your design design development here!!

The layout can be modified.





**AAU**



MONTFORT del ROSARIO  
SCHOOL OF  
ARCHITECTURE and DESIGN

ARxxxx Xxxxxx Xxxxx (1/2023)

Your name .....  
ID.





Project III: (Project title)

# Final Design

Remove all grey frames and put photo of your physical model here.

The layout can be modified.

[More photo](#)





**AAU**



MONTFORT del ROSARIO  
SCHOOL OF  
ARCHITECTURE and DESIGN

ARxxxx Xxxxxx Xxxxx (1/2023)

Your name .....  
ID.

Project III: (Project title)

# Final Design

Layout

Plan

Elevations

Perspective drawings

Section

Section